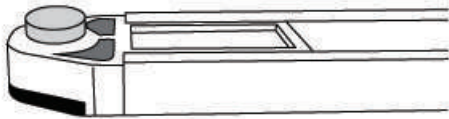
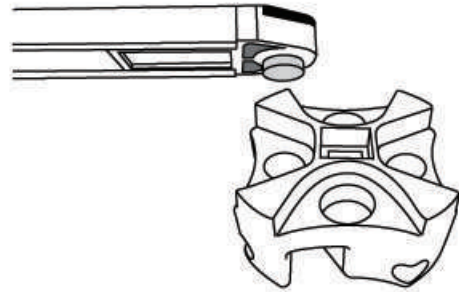


Self Fit Rear Magnet Assembly Instructions For NEO Pop Up System

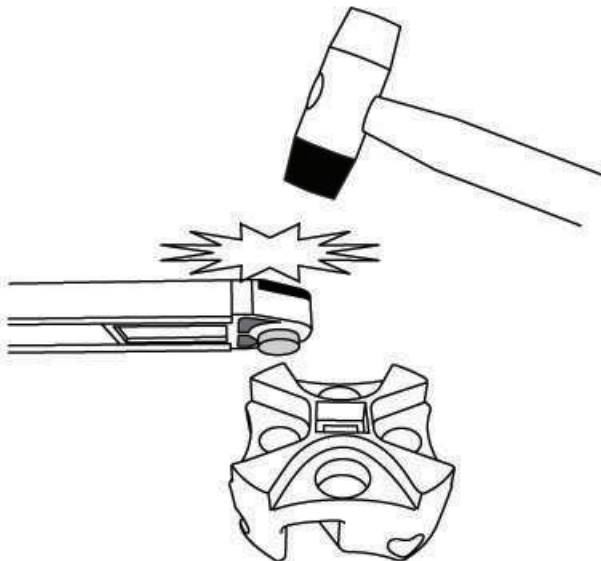
1. Place the button magnet on the channel bar to ensure the polarity is correct.



2. Now position the channel bar with the button magnet still attached, over the appropriate empty recess in the hub.



3. Gently tap the reverse side of the channel bar with the mallet, so the button magnet is located in the correct hub recess.



4. Repeat this process until all button magnets are loaded into the correct hubs.

